


SPECIFIED SMALL MOTORIZED VEHICLE




- Are you 16 years old or older?
- Did you check the traffic rules?
- Did you learn how to drive?



SPECIFIED SMALL MOTORIZED VEHICLE DRIVER'S TRAINING

If you repeatedly commit dangerous acts(17 items) on a small motorized vehicle, you will be ordered to take a "specified small motorized vehicle driver's training"!



ACTIONS TO BE TAKEN IN THE EVENT OF A TRAFFIC ACCIDENT

If you are involved in a traffic accident (or if you cause an accident), you must immediately

- ① Stop riding
- ② Rescue the injured and dial 119 if any
- ③ Move your vehicle to a safe location
- ④ Call the police (dial 110)



See and check out more details on a special page (video) on the National Police Agency's web site!



※See reverse side for detailed ways to ride the vehicle.



SPECIAL SPECIFIED SMALL MOTORIZED VEHICLE

A special specified small motorized vehicle is a specified small motorized bicycle that meets all of the following criteria and is not towing another vehicle.

< REQUIREMENTS >

- The maximum speed indicator light must be flashing while the vehicle is passing on a sidewalk, etc.
- The vehicle must be structurally incapable of reaching a speed in excess of 6 kilometers per hour.
- The vehicle must not be equipped with side wheels.
- The brake must be in a position to be easily operated while the vehicle is in motion.
- No sharp protruding parts that could harm pedestrians.

Only sidewalk with road signs

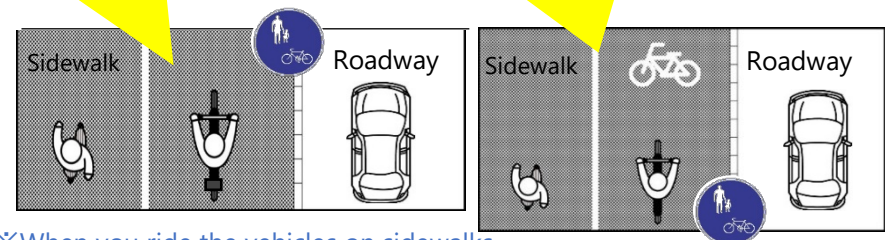


Only sidewalk with road signs, etc., that say "**FOR REGULAR BICYCLES and PEDESTRIANS ONLY**" may be used for passage.

< Image of passage location >

Drive closer to the roadway than the center of the sidewalk

Special specified small motorized vehicles must pass on the sidewalk in the area for regular bicycles



※When you ride the vehicles on sidewalks, note that pedestrians have priority!

HOW TO RIDE THE SPECIAL SPECIFIED SMALL MOTORIZED VEHICLE



SPECIAL SPECIFIED SMALL MOTORIZED VEHICLES PASSING ON THE SIDEWALK



Switch the green light to blinking mode when passing on a sidewalk or roadside

Special specified small motorized vehicles proceeding in a crosswalk should follow the "Pedestrian Signal."

※ Left-hand traffic is the rule!

Obey the signal on the other side of the road and continue straight along the left edge of the road to the other side of the intersection, turn around and proceed when the light turns green on the other side.

Passage permitted



Bicycle paths

Specified small motorized bicycles may travel on bicycle paths and may also travel on roadways.

If there is a "PEDESTRIAN / BICYCLE ONLY" sign at a traffic light, specified small motorized vehicle should follow the sign.

Special Specified Motorized vehicle must pass

- on the **roadway** if there is a distinction between a sidewalk or roadside strip and a roadway.
- on the **left side of the road** on roads with left-hand traffic and no vehicle traffic zones.
- on the **leftmost vehicle passing zone**, as a rule, on roads with vehicle passing zones.

One-way reversal prohibited

Always pause and check for safety at stop signs and railroad crossings.

- | | |
|---|--|
| Specified motorized vehicle | |
| Special specified motorized vehicle | |
| Wrong way to pass for a specified small motorized vehicle | |

